

# LUXPOWER® SERIES 4 430-450W Mono

M6/166mm Cell . 144 Half-Cell Layout

Assembled with the M6 wafer based high efficiency cells, LUXPOWER® Series 4 solar modules feature the innovative twin-panel design and the advanced technologies of half-cut cell, 9 busbars and round wire ribbon interconnection, reducing the hot spot risk and shading effect, increasing the power output and resulting in higher reliability and performance than conventional modules.



Half Cut Cell Technology



MBB Technology



Anti-PID  
Low LID  
Performance



Less Hot Spot  
Shading Effects

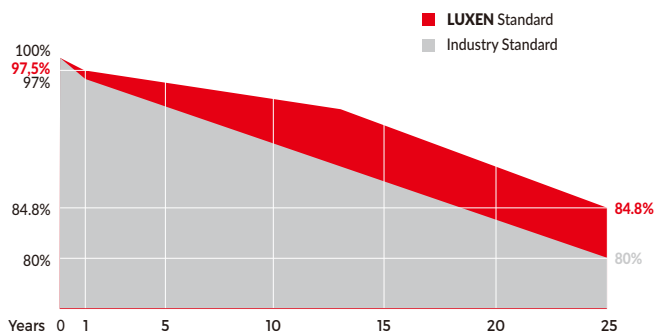


Low Power  
Temperature Coefficient



Lower BOS & LCOE

## Linear performance Warranty



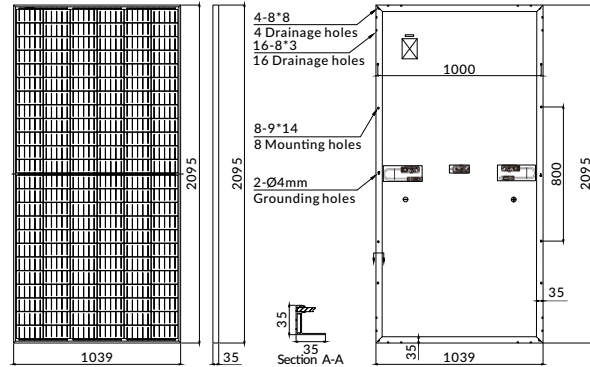
## Comprehensive Certificates

- ISO9001:2015 Management systems
- IEC61215/IEC61730 Standard quality



MECHANICAL CHARACTERISTICS

Solar Cells	Mono
No. of Cells	144 (6x24)
Dimensions	2095 x 1039 x 35mm
Weight	23.0kgs
Front Glass	3.2mm tempered glass
Frame	Anodized aluminium alloy
Junction Box	Ip68 rated (3 by pass diodes)
	4.0mm <sup>2</sup>
Output Cables	Symetrical lenght
	300mm
Connectors	Mc4 compatible
Mechanical load test	5400Pa



ELECTRICAL PARAMETERS

POWER CLASS	LNSU-430M		LNSU-435M		LNSU-440M		LNSU-445M		LNSU-450M	
	STC	NOCT	STC	NOCT	STC	NOCT	STC	NOCT	STC	NOCT
Maximum power (Pmax)	430W	318W	435W	321W	440W	324W	445W	327W	450W	330W
Open Circuit Voltage (Voc)	49.20V	45.45V	49.40V	45.48V	49.60V	45.51V	49.79V	45.54V	49.98V	45.56V
Short Circuit Current (Isc)	11.30A	9.03A	11.36A	9.09A	11.42A	9.16A	11.48A	9.22A	11.54A	9.29A
Voltage at Maximum power (Vmpp)	40.60V	37.46V	40.81V	37.56V	41.01V	37.67V	41.20V	37.77V	41.40V	37.88V
Current Maximum Power (Impp)	10.59A	8.49A	10.66A	8.55A	10.73A	8.60A	10.80A	8.66A	10.87A	8.71A
MODULE EFFICIENCY (%)	19.75%		19.98%		20.21%		20.44%		20.67%	

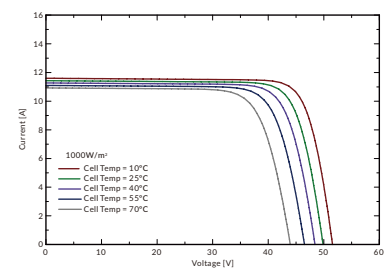
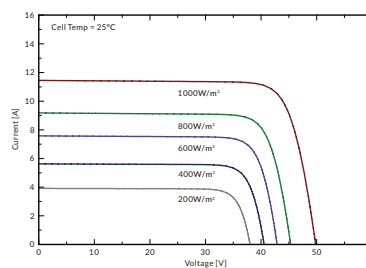
STC: Irradiance 1000W/m<sup>2</sup>, cell temperature 25°C, AM1.5G      NOCT: Irradiance 800W/m<sup>2</sup>, ambient temperature 20°C, wind speed 1m/s, AM1.5G

PACKING CONFIGURATION

Container	20'GP	40'HQ
Pieces per pallet	30	30
Pallets per container	5	22
Pieces per container	150	660

I-V CURVE

LNSU-445M/I-V



OPERATING CHARACTERISTICS

Operating Module Temperature	-40°C to + 85°C
Maximum System Voltage	1500 DC (IEC)
Maximum Series Fuse Rating	20A
Power Tolerance	0/+5W

TEMPERATURE CHARACTERISTICS

Nominal Operating Temperature (Noct)	45±2°C
Temperature Coefficient of Pmax	-0.36%/°C
Temperature Coefficient of Voc	-0.28%/°C
Temperature Coefficient of Isc	+0.05%/°C

Note: Due to continuous technical innovation, R&D and improvement, technical data above mentioned may be of modification accordingly. LUXEN SOLAR have the sole right to make such modification at anytime without further notice.